FROM AI NEWBIE STRUGGLES TO GETTING WINS:

My Honest Guide to Starting with AI Influencers *(Without the Tech Overwhelm)*

Hey and welcome, I'm the creator behind **@aikovixen23** on Instagram. And a few months back I was exactly where you are—super excited about AI models but completely overwhelmed and unsure where to even begin.

I followed a YouTube creator I trusted and dropped **$300** on their premade AI girl package. Sounded great, right?



WRONG

It arrived as a bunch of loose images, short video clips and some vague instructions to train her in ComfyUI. For a non-techie like me, ComfyUI was a nightmare—nodes, workflows, hours of trial-and-error only to have to start over time and again. Their "recommended" alternative censored anything even slightly suggestive (lingerie? Blocked. Forget anything even semi revealing).

I wanted to create consistent content and actually learn, but the tools were not designed for beginners. So I went full research mode: hours on YouTube, testing various "free" image-to-video tools out there.

Spoiler: "Free" is basically a teaser. You burn through daily credits in minutes, and scaling real, consistent content will always require smart spending.

The big question became: **Which tool is actually worth your money—and won't waste your time?**

That's when MySnapFace completely changed the game for me.

It's affordable, genuinely beginner-friendly, and loaded with features that let you start creating fast **without a PhD in AI.**

My SnapFace

They give you a free trial to dip your toes in, then plans kick off at just

$11/month for the Basic Creator tier. 100 tokens

covering images, videos, face swaps, and that game-changing Chrome extension.



Get Started

Higher tiers (Pro at $36 or Business $81–$180) unlock way more tokens and priority perks for when you're scaling hard—but honestly, Basic gets newbies (including me) **producing solid content right away.**

WHAT SOLD ME INSTANTLY?

The Chrome extension. Spot a killer pose, outfit, or scene online? Literally just click → "clone" → it's instantly in your library as your model's face/version. No watermarks, no royaltyfree hunting, no sign-ups. I've turned random pics into full posts in minutes, and it helped me grow my IG to 400 followers faster than I could have expected.

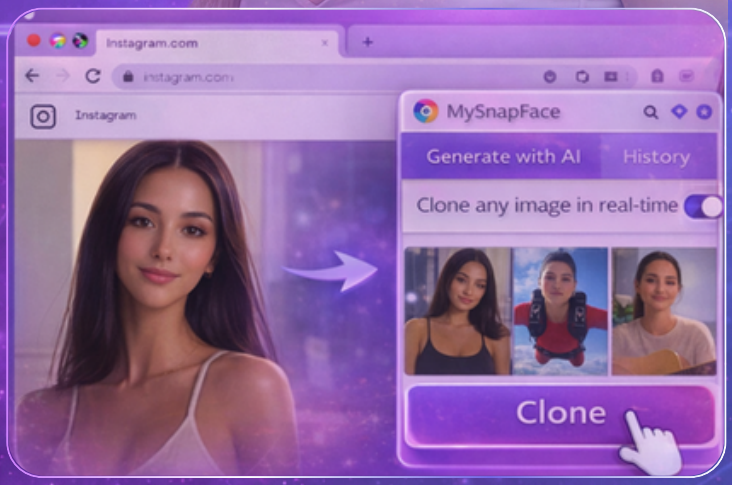

- I'm still pretty new myself (no guru here), so I'm sharing this to help you hopefully skip some of the headaches, wasted cash, and months of frustration I went through.
- With MySnapFace on the Basic plan, I pump out consistent content for my page effortlessly. You can train your own custom model or jump straight in with one of their pre-made ones. Once trained, that extension clones any image you want in seconds—super flexible, and you control it (toggle on/off anytime).
- Creating went from stressful to **addictive and fun.** I started on free trial → upgraded to Basic for reliability and the credits to clone images → now eyeing Pro as I ramp up posting and explore monetization.
- If you're just dipping in, the **free trial or Basic is low-risk, high-reward.** And if you're serious about daily content and faster growth/monetization, the higher plans remove all limits.

- You could waste weeks (or months) testing clunky free tools and deadend workflows...or **start creating real content today.**
- It's empowering, surprisingly fun, and yes—can be profitable once you get momentum.

ENDLESS POSSIBILITIES

Build a DFans page with NSFW sets, sell digital photo packs, run affiliate promos (Amazon, beauty, fashion), become a virtual "gamer girl" streamer persona... the list goes on.

DFans

BUT YOU GOTTA START SOMEWHERE.

If you want to dodge the pitfalls I hit, MySnapFace is the shortcut I wish I'd found sooner. Ready to try it risk-free? Check out MySnapFace here and grab the free trial today!

(Affiliate note: I earn a commission if you sign up via my link, but it costs you nothing extra. All opinions are my own— I genuinely use and love this tool.)

MySnapFace

Also, I highly recommend a Link.me account. Even with a free version you can start a bio and add links to whatever you like. **Here is mine** if you want to keep up with me and what I'm working on next.

Remember, this isn't some "get rich overnight" scheme.

It's about learning the basics, picking a tool that actually works, and building momentum one post at a time.

One of my biggest roadblocks? Wasting time and money testing 5+ programs that promised the world but couldn't deliver what I needed—even after paying to try them.

Click Here

DON'T LET THAT BE YOU.

Don't spend hours, weeks, or months just "thinking" about it or chasing dead-end tools.

None of us started as experts—we all began exactly where you are right now.

The first step is the hardest, but it's also the one that changes everything.

AI content creation is blowing up in 2026 and will continue to do so—virtual influencers, fast scaling, endless possibilities.

WHY WAIT ON THE SIDELINES?

Take that first real step today.

Start simple, stay consistent, and watch what happens.

Your journey starts now—grab the free trial and get creating

MySnapFace